



Perfect Peyote Ball Stuffing

1. One Peyote Ball is stuffed with two foam balls. They will be packaged vacuum. Please leave them for a while to regain their shape.

7 stands for a 7 rows triangle ball. This has a diameter of about 4 cm (1,6 inch)



Before you stuff the Peyote Ball, push all the triangles outwards.


2. The balls should be placed (inside the ball) with the flat surfaces against each other.







Perfect Peyote Ball Stuffing

3. Place one foamball in the Peyote Ball with the flat side facing up.



4. Place the second foamball on top of the first one.




5. Use your thumb to press the foam in the ball.



Perfect Peyote Ball Stuffing

6. Push the whole second ball in.

It looks like it won't fit, but it will. Just do it slowly and with care.



7. Your Peyote Ball is ready to be closed.

